

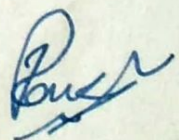
RAYAT SHIKSHAN SANSTHA'S
ARTS AND COMMERCE COLLEGE, MADHA

DIST. SOLAPUR

NAAC RE-ACREDITATION "B" CGPA 2.47

**ANNUAL QUALITY ASSURANCE
REPORT (AQAR)**

YEAR 2014-15




Maharashtra-413209

Subject: Acknowledgement of AQAR

We are acknowledging the receipt of Online Submission of Annual Quality Assurance Report (AQAR) for the year : 2014-15

For any queries related to AQAR, you may kindly contact capuaqar@gmail.com or 080-23005125 (Aqar direct help line) Wishing you success in your Quality Enhancement incentives.

080-23005125 / 24

Imp
Dr. S. S. Mane
Coordinator

28.9.2015

क्रमांक व वाणिज्य महानिरीक्षण संख्या.
क्रा. सं. 233 दिनांक 28/9/2015

The Annual Quality Assurance Report (AQAR) of the IQAC

Part – A

I. Details of the Institution

1.1 Name of the Institution

Rayat Shikshan Sansthas
Arts and Commerce College, Madha

1.2 Address Line 1

Madha

Address Line 2

Madha

City/Town

Madha

State

Maharashtra

Pin Code

413209

Institution e-mail address

accmadha@yao.com

Contact Nos.

02183-234026

Name of the Head of the Institution:

Dr. P.T. Ronge

Tel. No. with STD Code:

02183-234026

Mobile:

9822979211

Name of the IQAC Co-ordinator:

Dr. S. S. Mane

Mobile:

9890096689

IQAC e-mail address:

accmadha@yahoo.com

1.3 NAAC Track ID (For ex. MHCOGN 18879)

EC/57/RAR/83

1.4 NAAC Executive Committee No. & Date:

(For Example EC/32/A&A/143 dated 3-5-2004.

This EC no. is available in the right corner- bottom of your institution's Accreditation Certificate)

EC/57/RAR/83 dated 30.11.2011

1.5 Website address:

www.erayat.org/AACC/

Web-link of the AQAR:

www.erayat.org/AACC/

For ex. <http://www.ladykeanecollege.edu.in/AQAR2012-13.doc>

1.6 Accreditation Details

| Sl. No. | Cycle | Grade | CGPA | Year of Accreditation | Validity Period |
|---------|-----------------------|-------|------|-----------------------|-----------------|
| 1 | 1 st Cycle | B | -- | 2004 | 5 years |
| 2 | 2 nd Cycle | B | 2.47 | 2011 | 5 years |
| 3 | 3 rd Cycle | -- | -- | -- | -- |
| 4 | 4 th Cycle | -- | -- | -- | -- |

1.7 Date of Establishment of IQAC :

DD/MM/YYYY

1.11.2004

1.8 AQAR for the year (for example 2010-11)

2014-15

1.9 Details of the previous year's AQAR submitted to NAAC after the latest Assessment and Accreditation by NAAC (*for example AQAR 2010-11 submitted to NAAC on 12-10-2011*)

- i. AQAR __2011-12 submitted to NAAC on Sept 2012
- ii. AQAR __2012-13 submitted to NAAC on Sept 2013
- iii. AQAR __2013-14 submitted to NAAC on 30/09/2014)
- iv. AQAR _____ (DD/MM/YYYY)

1.10 Institutional Status

University State ☐ Central ☐ Deemed ☐ Private ☐

Affiliated College Yes ☒ No ☐

Constituent College Yes ☐ No ☒

Autonomous college of UGC Yes ☐ No ☒

Regulatory Agency approved Institution Yes ☐ No ☒

(eg. AICTE, BCI, MCI, PCI, NCI)

Type of Institution Co-education ☒ Men ☐ Women ☐

Urban ☐ Rural ☒ Tribal ☐

Financial Status Grant-in-aid ☒ UGC 2(f) ☒ UGC 12B ☒

Grant-in-aid + Self Financing ☐ Totally Self-financing ☐

1.11 Type of Faculty/Programme

Arts ☒ Science ☐ Commerce ☒ Law ☐ PEI (Phys Edu) ☐

TEI (Edu) ☐ Engineering ☐ Health Science ☐ Management ☐

Others (Specify)

Ph.D. Research Centres with 2 research guides

1.12 Name of the Affiliating University (*for the Colleges*)

Solapur University, Solapur.
Maharashtra

Autonomy by State/Central Govt. / University

University with Potential for Excellence

UGC-CPE

DST Star Scheme

UGC-CE

UGC-Special Assistance Programme

DST-FIST

UGC-Innovative PG programmes

Any other (*Specify*)

UGC-COP Programmes

2. IQAC Composition and Activities

2.1 No. of Teachers

2.2 No. of Administrative/Technical staff

2.3 No. of students

2.4 No. of Management representatives

2.5 No. of Alumni

2.6 No. of any other stakeholder and
community representatives

2.7 No. of Employers/ Industrialists

2.8 No. of other External Experts

2.9 Total No. of members

2.10 No. of IQAC meetings held

Two

2.11 No. of meetings with various stakeholders: No. Faculty

Non-Teaching Staff Students Alumni Others

2.12 Has IQAC received any funding from UGC during the year? Yes ☐ No ☒

If yes, mention the amount

2.13 Seminars and Conferences (only quality related)

(i) No. of Seminars/Conferences/ Workshops/Symposia organized by the IQAC

Total Nos. International National State Institution Level

(ii) Themes

2.14 Significant Activities and contributions made by IQAC

- Monitored overall functioning of all the departments
- Application of student oriented teaching-learning process
- Reforms in evaluation pattern

2.15 Plan of Action by IQAC/Outcome

The plan of action chalked out by the IQAC in the beginning of the year towards quality enhancement and the outcome achieved by the end of the year *

| Plan of Action | Achievements |
|---------------------------------------------|--------------------------------------------------------------------------------|
| Improvement and addition in ICT | ICT has been quantitatively and qualitatively improved |
| Research oriented teaching learning process | Students participated in research activities and class seminars were conducted |
| Strengthening extension activities | Extension activities through NSS and NCC were carried out more emphatically |

** Attach the Academic Calendar of the year as Annexure.*

2.15 Whether the AQAR was placed in statutory body Yes ☒ No ☐

Management ☒ Syndicate ☐ Any other body ☐

Provide the details of the action taken

- The AQAR was received positively by the management with certain suggestions
- The IQAC made notes of the suggestions and informed the Departments to incorporate the same

Part – B

Criterion – I

I. Curricular Aspects

1.1 Details about Academic Programmes

| Level of the Programme | Number of existing Programmes | Number of programmes added during the year | Number of self-financing programmes | Number of value added / Career Oriented programmes |
|------------------------|-------------------------------|--------------------------------------------|-------------------------------------|----------------------------------------------------|
| PhD | 2 | -- | -- | -- |
| PG | -- | -- | -- | -- |
| UG | 2 | -- | -- | -- |
| PG Diploma | -- | -- | -- | -- |
| Advanced Diploma | -- | -- | -- | -- |
| Diploma | -- | -- | -- | -- |
| Certificate | -- | -- | -- | -- |
| Others (TCS) | 1 | -- | -- | -- |
| Total | 5 | -- | -- | -- |
| Interdisciplinary | -- | -- | -- | -- |
| Innovative | -- | -- | -- | -- |

1.2 (i) Flexibility of the Curriculum: CBCS/Core/Elective option / Open options

(ii) Pattern of programmes:

| Pattern | Number of programmes |
|-----------|----------------------|
| Semester | 2 |
| Trimester | -- |
| Annual | -- |

1.3 Feedback from stakeholders* (On all aspects)

| | | | | | | | |
|--------------------|--------------------------|--------------------------|--------------------------|-------------------------------------|--------------------------------|--------------------------|-------------------------------------|
| Alumni | <input type="checkbox"/> | Parents | <input type="checkbox"/> | Employers | <input type="checkbox"/> | Students | <input checked="" type="checkbox"/> |
| Mode of feedback : | Online | <input type="checkbox"/> | Manual | <input checked="" type="checkbox"/> | Co-operating schools (for PEI) | <input type="checkbox"/> | |

**Please provide an analysis of the feedback in the Annexure*

1.4 Whether there is any revision/update of regulation or syllabi, if yes, mention their salient aspects.

Syllabus of B.A. and B.Com Part II has been revised in the year under reporting

1.5 Any new Department/Centre introduced during the year. If yes, give details.

--

Criterion – II

2. Teaching, Learning and Evaluation

2.1 Total No. of permanent faculty

| Total | Asst. Professors | Associate Professors | Professors | Others |
|-------|------------------|----------------------|------------|--------|
| 25 | 11 | 5 | -- | 9 |

2.2 No. of permanent faculty with Ph.D.

7

2.3 No. of Faculty Positions Recruited (R) and Vacant (V) during the year

| Asst. Professors | | Associate Professors | | Professors | | Others | | Total | |
|------------------|---|----------------------|----|------------|----|--------|----|-------|----|
| R | V | R | V | R | V | R | V | R | V |
| 13 | 2 | 5 | -- | -- | -- | -- | -- | -- | -- |

2.4 No. of Guest and Visiting faculty and Temporary faculty

| | | |
|----|---|---|
| -- | 2 | 9 |
|----|---|---|

2.5 Faculty participation in conferences and symposia:

| No. of Faculty | International level | National level | State level |
|------------------|---------------------|----------------|-------------|
| Attended | -- | -- | -- |
| Presented papers | 2 | 12 | 2 |
| Resource Persons | -- | -- | -- |

2.6 Innovative processes adopted by the institution in Teaching and Learning:

- Use of ICT
- Tests and Assignments
- Class seminars and presentations

2.7 Total No. of actual teaching days during this academic year

190

2.8 Examination/ Evaluation Reforms initiated by the Institution (for example: Open Book Examination, Bar Coding, Double Valuation, Photocopy, Online Multiple Choice Questions)

Nil

2.9 No. of faculty members involved in curriculum restructuring/revision/syllabus development as member of Board of Study/Faculty/Curriculum Development workshop

| | | |
|---|---|---|
| 1 | 1 | 1 |
|---|---|---|

2.10 Average percentage of attendance of students

90

2.11 Course/Programme wise
distribution of pass percentage :

| Title of the Programme | Total no. of students appeared | Division | | | | |
|------------------------|--------------------------------|---------------|-----|------|-------|--------|
| | | Distinction % | I % | II % | III % | Pass % |
| B.A. | 92 | 24 | 16 | 20 | 21 | 88.04% |
| B.Com. | 40 | 1 | 10 | 10 | 5 | 65% |

2.12 How does IQAC Contribute/Monitor/Evaluate the Teaching & Learning processes :

- Course coverage monitored and reported to the Principal
- Necessary information is displayed on the notice board
- Lesson notes are prepared
- Faculty members are encouraged to use ICT
- Class tests are conducted to evaluate learning

2.13 Initiatives undertaken towards faculty development

| <i>Faculty / Staff Development Programmes</i> | <i>Number of faculty benefitted</i> |
|------------------------------------------------|-------------------------------------|
| Refresher courses | 1 |
| UGC – Faculty Improvement Programme | -- |
| HRD programmes | --- |
| Orientation programmes | 1 |
| Faculty exchange programme | -- |
| Staff training conducted by the university | -- |
| Staff training conducted by other institutions | -- |
| Summer / Winter schools, Workshops, etc. | -- |
| Others | -- |

2.14 Details of Administrative and Technical staff

| Category | Number of Permanent Employees | Number of Vacant Positions | Number of permanent positions filled during the Year | Number of positions filled temporarily |
|----------------------|-------------------------------|----------------------------|------------------------------------------------------|----------------------------------------|
| Administrative Staff | 13 | 3 | -- | -- |
| Technical Staff | -- | -- | -- | -- |

Criterion – III

3. Research, Consultancy and Extension

3.1 Initiatives of the IQAC in Sensitizing/Promoting Research Climate in the institution

- Encouraged the faculty to carry out research
- Provided opportunities for them to participate in research related events
- Encouraged students to participate in research competitions

3.2 Details regarding major projects

| | Completed | Ongoing | Sanctioned | Submitted |
|---------------------|-----------|---------|------------|-----------|
| Number | - | - | - | - |
| Outlay in Rs. Lakhs | - | - | - | - |

3.3 Details regarding minor projects

| | Completed | Ongoing | Sanctioned | Submitted |
|---------------------|-----------|---------|------------|-----------|
| Number | 1 | 3 | - | 2 |
| Outlay in Rs. Lakhs | 1.05 | 1.95 | -- | |

3.4 Details on research publications

| | International | National | Others |
|--------------------------|---------------|----------|--------|
| Peer Review Journals | 7 | 2 | - |
| Non-Peer Review Journals | - | - | - |
| e-Journals | - | - | - |
| Conference proceedings | 6 | 4 | 1 |

3.5 Details on Impact factor of publications:

Range - Average - h-index - Nos. in SCOPUS -

3.6 Research funds sanctioned and received from various funding agencies, industry and other organisations

| Nature of the Project | Duration Year | Name of the funding Agency | Total grant sanctioned | Received |
|-------------------------------------------------------------------------|---------------|----------------------------|------------------------|----------|
| Major projects | -- | -- | -- | -- |
| Minor Projects | -- | -- | -- | -- |
| Interdisciplinary Projects | -- | -- | -- | -- |
| Industry sponsored | -- | -- | -- | -- |
| Projects sponsored by the University/ College | -- | -- | -- | -- |
| Students research projects (other than compulsory by the University) | -- | -- | -- | -- |

| | | | | |
|--------------------|----|----|----|----|
| Any other(Specify) | -- | -- | -- | -- |
| Total | -- | -- | -- | -- |

3.7 No. of books published i) With ISBN No. Chapters in Edited Books

ii) Without ISBN No.

3.8 No. of University Departments receiving funds from

UGC-SAP CAS DST-FIST
DPE DBT Scheme/funds

3.9 For colleges Autonomy CPE DBT Star Scheme
INSPIRE CE Any Other (specify)

3.10 Revenue generated through consultancy

3.11 No. of conferences

organized by the Institution

| Level | International | National | State | University | College |
|---------------------|---------------|----------|-------|------------|---------|
| Number | -- | -- | -- | -- | -- |
| Sponsoring agencies | -- | -- | -- | -- | -- |

3.12 No. of faculty served as experts, chairpersons or resource persons

3.13 No. of collaborations International National Any other

3.14 No. of linkages created during this year

3.15 Total budget for research for current year in lakhs :

From Funding agency From Management of University/College
Total

3.16 No. of patents received this year

| Type of Patent | | Number |
|----------------|---------|--------|
| National | Applied | -- |
| | Granted | -- |
| International | Applied | -- |
| | Granted | -- |
| Commercialised | Applied | -- |
| | Granted | -- |

3.17 No. of research awards/ recognitions received by faculty and research fellows
Of the institute in the year

| Total | International | National | State | University | Dist | College |
|-------|---------------|----------|-------|------------|------|---------|
| 3 | -- | -- | -- | 3 | -- | -- |

3.18 No. of faculty from the Institution
who are Ph. D. Guides
and students registered under them

2

9

3.19 No. of Ph.D. awarded by faculty from the Institution

2

3.20 No. of Research scholars receiving the Fellowships (Newly enrolled + existing ones)

JRF

--

SRF

--

Project Fellows

--

Any other

--

3.21 No. of students Participated in NSS events:

University level

10

State level

8

National level

--

International level

--

3.22 No. of students participated in NCC events:

University level

--

State level

40

National level

2

International level

--

3.23 No. of Awards won in NSS:

University level

--

State level

--

National level

--

International level

--

3.24 No. of Awards won in NCC:

University level

--

State level

--

National level

--

International level

--

3.25 No. of Extension activities organized

| | | | | |
|------------------|---------------------------------|---------------|---------------------------------|-------------------------------------------|
| University forum | <input type="text" value="--"/> | College forum | <input type="text" value="--"/> | |
| NCC | <input type="text" value="2"/> | NSS | <input type="text" value="4"/> | Any other <input type="text" value="--"/> |

3.26 Major Activities during the year in the sphere of extension activities and Institutional Social Responsibility

- Organized and lectures to create the awareness to Save Girl Child
- Created awareness about water shade development by organizing lectures
- Organised camp of NSS in village

Criterion – IV

4. Infrastructure and Learning Resources

4.1 Details of increase in infrastructure facilities:

| Facilities | Existing | Newly created | Source of Fund | Total |
|-----------------------------------------------------------------------------------|------------|-------------------------|----------------|------------|
| Campus area | 5.47 hect. | -- | -- | 5.47 hect. |
| Class rooms | 16 | -- | -- | 16 |
| Laboratories | 2 | -- | -- | 2 |
| Seminar Halls | -- | -- | -- | -- |
| No. of important equipments purchased (\geq 1-0 lakh) during the current year. | -- | 1 Computer 1 printer | UGC | -- |
| Value of the equipment purchased during the year (Rs. in Lakhs) | -- | Rs.39125/- | UGC | Rs.39125/- |
| Others : 1 cash box | -- | Rs. 5500/- | self | Rs.5500/- |

4.2 Computerization of administration and library

- Administration is fully computerized
- Partial computerization of library

4.3 Library services:

| | Existing | | Newly added | | Total | |
|------------------|----------|-----------|-------------|---------|--------|-----------|
| | No. | Value | No. | Value | No. | Value |
| Text Books | 2168 | 160160/- | 389 | 30538/- | 2557 | 290698/- |
| Reference Books | 27081 | 5416200/- | 111 | 26989/- | 27192 | 5443189/- |
| e-Books | -- | -- | 97000+ | 5000/- | 97000+ | 5000/- |
| Journals | 16 | 11430/- | 25 | 16869/- | 25 | 25662/- |
| e-Journals | -- | -- | 6000+ | 5000 | 6000+ | 5000/- |
| Digital Database | -- | -- | - | - | -- | -- |
| CD & Video | 70 | 15490/- | 5 | 750/- | 75 | 16240/- |
| Others (specify) | 2 MRP | -- | 2 | - | - | - |

4.4 Technology up gradation (overall)

| | Total Computers | Computer Labs | Internet | Browsing Centres | Computer Centres | Office | Departments | Others |
|----------|-----------------|---------------|----------|------------------|------------------|--------------|---------------|--------------|
| Existing | 27 | 1 | Yes | 1 | - | Computerized | Well equipped | Language Lab |
| Added | 1 | - | - | - | - | - | - | - |
| Total | 28 | 1 | Yes | 1 | - | - | - | - |

4.5 Computer, Internet access, training to teachers and students and any other programme for technology upgradation (Networking, e-Governance etc.)

- Wi-fi Internet access to students and teachers
- Computers with projector are provided to each department

4.6 Amount spent on maintenance in lakhs :

i) ICT

--

ii) Campus Infrastructure and facilities

Rs.35517/-

iii) Equipments

Rs.34184/-

iv) Others

Rs.16292/-

Total :

Rs.85993/-

Criterion – V

5. Student Support and Progression

5.1 Contribution of IQAC in enhancing awareness about Student Support Services

- Student as a member of IQAC
- Competitive examination center provides guidance
- Encouraged girls students to participate in sports

5.2 Efforts made by the institution for tracking the progression

- Students feedback on teaching
- Conducted class tests and pre-semester exams
- Communicated results to students and parents

5.3 (a) Total Number of students

| UG | PG | Ph. D. | Others |
|-----|----|--------|--------|
| 532 | -- | 9 | -- |

(b) No. of students outside the state

| |
|----|
| -- |
|----|

(c) No. of international students

| |
|-----|
| --- |
|-----|

| No | % |
|-----|-------|
| 336 | 63.15 |

Men

Women

| No | % |
|-----|-------|
| 196 | 36.85 |

| Last Year | | | | | | This Year | | | | | |
|-----------|----|----|-----|-----------------------|-------|-----------|----|----|-----|-----------------------|-------|
| General | SC | ST | OBC | Physically Challenged | Total | General | SC | ST | OBC | Physically Challenged | Total |
| 292 | 83 | 1 | 139 | -- | 515 | 252 | 94 | 5 | 85 | -- | 532 |

Demand ratio 1.5:1

Dropout % Less than 1 %

5.4 Details of student support mechanism for coaching for competitive examinations (If any)

- Special coaching by TCS experts
- Special coaching through Guidance center in college
- Guest lecturers for competitive exams
- Separate library available

No. of students beneficiaries

55

5.5 No. of students qualified in these examinations

| | | | | | | | |
|-------------|----|-----------|----|------|----|--------|----|
| NET | -- | SET/SLET | -- | GATE | -- | CAT | -- |
| IAS/IPS etc | -- | State PSC | -- | UPSC | -- | Others | -- |

5.6 Details of student counselling and career guidance

- Arranged lectures of eminent personalities

No. of students benefitted

40

5.7 Details of campus placement

| | <i>On campus</i> | | <i>Off Campus</i> | |
|---------------------------------|---------------------------------|---------------------------|---------------------------|--|
| Number of Organizations Visited | Number of Students Participated | Number of Students Placed | Number of Students Placed | |
| 1 | 40 | 4 | 12 | |

5.8 Details of gender sensitization programmes

- The college both the genders with equity.
- Organized awareness programs through anti-sexual harassment committee

5.9 Students Activities

5.9.1 No. of students participated in Sports, Games and other events

| | | | | | |
|-------------------------|----|----------------|---|---------------------|----|
| State/ University level | 48 | National level | 5 | International level | -- |
|-------------------------|----|----------------|---|---------------------|----|

No. of students participated in cultural events

| | | | | | |
|-------------------------|--|----------------|----|---------------------|----|
| State/ University level | | National level | -- | International level | -- |
|-------------------------|--|----------------|----|---------------------|----|

5.9.2 No. of medals /awards won by students in Sports, Games and other events

Sports : State/ University level National level International level

Cultural: State/ University level National level International level

5.10 Scholarships and Financial Support

| | Number of students | Amount |
|----------------------------------------------------------------------|--------------------|------------|
| Financial support from institution | 1 | Rs. 305/- |
| Financial support from government | 92 | Rs.20800/- |
| Financial support from other sources | -- | -- |
| Number of students who received International/ National recognitions | -- | -- |

5.11 Student organised / initiatives

Fairs : State/ University level National level International level

Exhibition: State/ University level National level International level

5.12 No. of social initiatives undertaken by the students

5.13 Major grievances of students (if any) redressed: Nil

Criterion – VI

6. Governance, Leadership and Management

6.1 State the Vision and Mission of the institution

To impart educational instructions to the students, especially girl students , belonging to the typically drought prone rural area for updating their knowledge, creating social awareness and imbibing morality.

6.2 Does the Institution has a management Information System

Yes.

6.3 Quality improvement strategies adopted by the institution for each of the following:

6.3.1 Curriculum Development

- Curriculum is developed by concerned Boards of Studies of the affiliating University. The faculty from our college participate in curriculum designing of various courses.

6.3.2 Teaching and Learning

- Optimum use of Information and Communication Technology
- Research orientated teaching-learning
- Spoken English coaching for students

6.3.3 Examination and Evaluation

- Periodical tests are conducted
- Chapter tests for certain subjects
- Pre-semester examinations

6.3.4 Research and Development

- Teachers and students are encouraged to carry out research

6.3.5 Library, ICT and physical infrastructure / instrumentation

- User friendly library
- ICT facilities available to each department
- Sufficient physical infrastructure in each department

6.3.6 Human Resource Management

- The parent institution has its own HRM.

6.3.7 Faculty and Staff recruitment

- As per rules and guidance of UGC, state Government and affiliating University.

6.3.8 Industry Interaction / Collaboration

- Parent institution has collaboration with various organizations such as TCS, Kaemveer Vidya Prabodhini

6.3.9 Admission of Students

- First come first serve basis
- Quota basis as per reservation
- Admissions are guided by students' choices

6.4 Welfare schemes for

| | |
|--------------|-----|
| Teaching | Yes |
| Non teaching | Yes |
| Students | Yes |

6.5 Total corpus fund generated

Nil

6.6 Whether annual financial audit has been done Yes No

✓

6.7 Whether Academic and Administrative Audit (AAA) has been done?

| Audit Type | External | | Internal | |
|----------------|----------|--------|----------|--------------------|
| | Yes/No | Agency | Yes/No | Authority |
| Academic | -- | -- | Yes | Parent institution |
| Administrative | -- | -- | Yes | Parent institution |

6.8 Does the University/ Autonomous College declare results within 30 days?

For UG Programmes

Yes

☐

No

☒

For PG Programmes

Yes

☐

No

☐

6.9 What efforts are made by the University/ Autonomous College for Examination Reforms?

N A

6.10 What efforts are made by the University to promote autonomy in the affiliated/constituent colleges?

N A

6.11 Activities and support from the Alumni Association

- Participation in academic activities through IQAC
- Guest lecturers for students

6.12 Activities and support from the Parent – Teacher Association

The students are allotted to the Parent teachers. The respective teacher takes care of the problems and difficulties faces by respective students.

6.13 Development programmes for support staff

- College deputed the staff to participate in development programmes organized by parent institution, university and state government.

6.14 Initiatives taken by the institution to make the campus eco-friendly

- Rain water harvesting
- Solar lamps
- Tree plantation

Criterion – VII

7. Innovations and Best Practices

7.1 Innovations introduced during this academic year which have created a positive impact on the functioning of the institution. Give details.

- TATA Consultancy Coaching for students campus recruitment
- Welcome of guests by offering a book
- Felicitation of the faculty on presenting and publishing research articles.

7.2 Provide the Action Taken Report (ATR) based on the plan of action decided upon at the beginning of the year

- The college has created a PPT bank consisting of PPTs prepared by the faculty
- Students participated in research oriented competitions like Avishkar
- Extension activities through NSS, NCC and Various Departments
- A number of students actively participated in sports competitions

7.3 Give two Best Practices of the institution (*please see the format in the NAAC Self-study Manuals*)

- Tree plantation
- Non-conventional energy sources utilized

**Provide the details in annexure (annexure need to be numbered as i, ii,iii)*

7.4 Contribution to environmental awareness / protection

- Tree plantation
- Non-conventional energy sources utilized

7.5 Whether environmental audit was conducted?

Yes

☐

No

☒


7.6 Any other relevant information the institution wishes to add. (for example SWOT Analysis)

- The SWOC analysis is extensively conducted by Rayat Quality Management System peer team deputed by the parent institution.

8. Plans of institution for next year

- To enhance feedback mechanism and analyse it for improvement
- To improve infrastructure to meet the changing needs
- To encourage faculty members to carry out research projects
- To organize national level conferences/ seminars

Name: Dr. S. S. Mane



Signature of the Coordinator, IQAC

Name: Prin. Dr. P. T. Ronge



Signature of the Chairperson, IQAC

Title of the Practice

1. Tree plantation
2. Utilization of nonconventional energy sources

2. Goal

The basic aim of these innovative practices is to make the campus eco friendly and save conventional energy resources. It also has a positive effect on carbon neutrality.

3. The Context

The college is located in rural drought prone area. Therefore we had to face the scarcity of water for plantation. We were lacking fertile land for the same. As we were facing the problem of electricity load shading, we decided to use non conventional energy sources.

4. The Practice

In order to overcome the scarcity of water, our faculty contributed to dig a bore well on the campus. Moreover, we have purchased solar lamps to save electricity and have adopted measures to save electricity by using CLF bulbs, creating awareness among students and staff.

5. Evidence of Success

As a result of these practices, our campus has become eco friendly with a large number of trees. Out of the trees planted on the campus, near about 60% trees have survived. Because of the solar lamps, our campus remains no darker at night. We have observed decrease in our electricity bill.

6. Problems Encountered and Resources Required

We encountered scarcity of water in summer .so we found it difficult to keep the tree alive and green. With respect to solar lamps, we faced financial problems as it is costly. However the college managed it properly.

7. Notes (Optional)

--

8. Contact Details

Name of the Principal:

Dr. P.T. Ronge

Name of the Institution:

Arts and Commerce

College, Madha Dist.

Solapur

City: **Madha**

Pin Code: **413209**

Accredited Status:

'B' CGPA 2.47

Work Phone : **02183-234026**

Fax: **02183-234026**

Website: **www.erayat.org/aacc/**

E-mail: **accmadha@yahoo.com**

Mobile: **9822979211**